



Distance sensor VDM28-8-L1-8954



- Distance measurement using object
- Measuring method PRT (Pulse Ranging Technology)
- Accurate, clear, and reproducible measuring results
- Minimal black-white difference
- Red laser as the light emitter
- Version with laser class 1

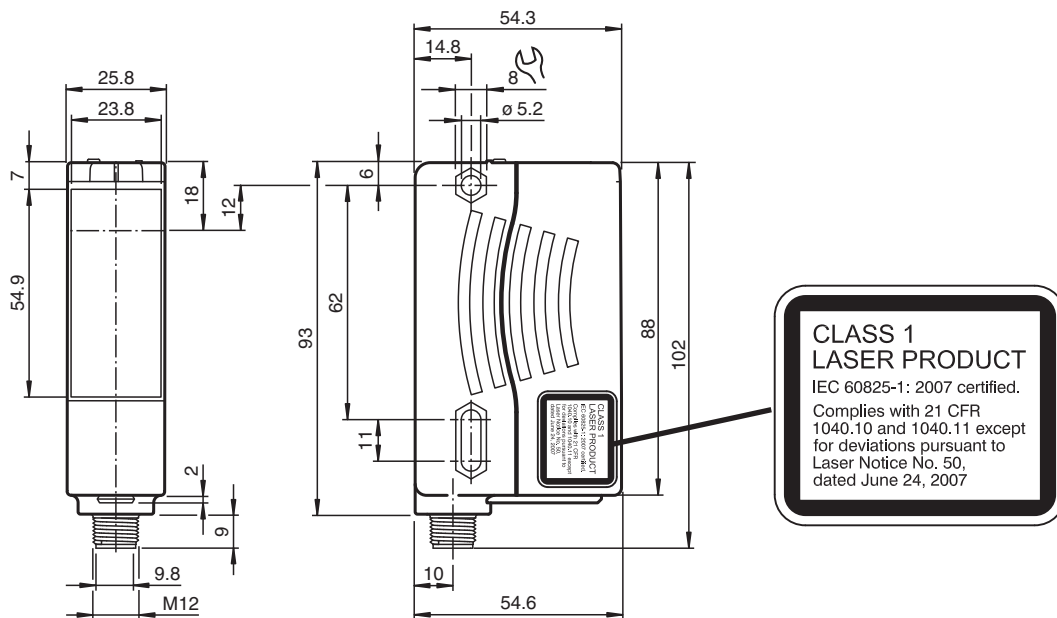
Universal distance sensor, measurement to object, measuring method PRT, 8 m detection range, red laser light, laser class 1, push-pull output, M12 plug



Function

The VDM28 distance measurement device employs Pulse Ranging Technology (PRT). It has a repeat accuracy of 5 mm with an operating range of 0.2 ... 50 m and an absolute accuracy of 25 mm. The compact housing of the Series 28 photoelectric sensors, with dimensions of 88 mm (height), 26 mm (width) and 54 mm (depth), make it the smallest device available in its class.

Dimensions



Technical Data

General specifications

Object distance	Q1: < 60 mm ; Q2: 500 ... 1900 mm
Reference target	Kodak white (90%)
Light source	laser diode typ. service life 85,000 h at Ta = +25 °C

Refer to "General Notes Relating to Pepperl+Fuchs Product Information".

Pepperl+Fuchs Group
www.pepperl-fuchs.com

USA: +1 330 486 0001
fa-info@us.pepperl-fuchs.com

Germany: +49 621 776 1111
fa-info@de.pepperl-fuchs.com

Singapore: +65 6779 9091
fa-info@sg.pepperl-fuchs.com

PEPPERL+FUCHS

Technical Data

Light type		modulated visible red light
Laser nominal ratings		
Note		LASER LIGHT , DO NOT STARE INTO BEAM
Laser class		1
Wave length		660 nm
Beam divergence		< 1.5 mrad
Pulse length		approx. 4 ns
Repetition rate		250 kHz
max. pulse energy		< 1.5 nJ
Angle deviation		max. $\pm 2^\circ$
Measuring method		Pulse Ranging Technology (PRT)
Diameter of the light spot		< 10 mm at a distance of 8 m at 20 °C
Ambient light limit		50000 Lux
Functional safety related parameters		
MTTF _d		200 a
Mission Time (T _M)		10 a
Diagnostic Coverage (DC)		0 %
Indicators/operating means		
Operation indicator		LED green
Function indicator		2 LEDs yellow for switching state
Control elements		deactivated
Electrical specifications		
Operating voltage	U _B	10 ... 30 V DC , class 2
Ripple		10 % within the supply tolerance
No-load supply current	I ₀	≤ 125 mA / 24 V DC
Time delay before availability	t _v	< 1.5 s at 20 °C
Output		
Output type		PNP normally closed
Switching type		
Signal output		2 push-pull (4 in 1) outputs, short-circuit protected, reverse polarity protected
Switching voltage		max. 30 V DC
Switching current		max. 100 mA
Switching frequency	f	50 Hz
Response time		10 ms
Conformity		
Electromagnetic compatibility		EN 61000-6-2, EN 61000-6-4
Laser safety		IEC 60825-1:2014
Measurement accuracy		
Absolute accuracy		± 25 mm
Repeat accuracy		< 5 mm
Approvals and certificates		
Protection class		III
UL approval		cULus Listed, Class 2 Power Source, Type 1 enclosure
CCC approval		CCC approval / marking not required for products rated ≤36 V
FDA approval		IEC 60825-1:2014 Complies with 21 CFR 1040.10 and 1040.11 except for conformance with IEC 60825-1 Ed. 3 as described in Laser Notice 56, dated May 8, 2019.
Ambient conditions		
Ambient temperature		-30 ... 55 °C (-22 ... 131 °F)
Storage temperature		-30 ... 70 °C (-22 ... 158 °F)
Mechanical specifications		
Degree of protection		IP67
Connection		4-pin, M12 x 1 connector

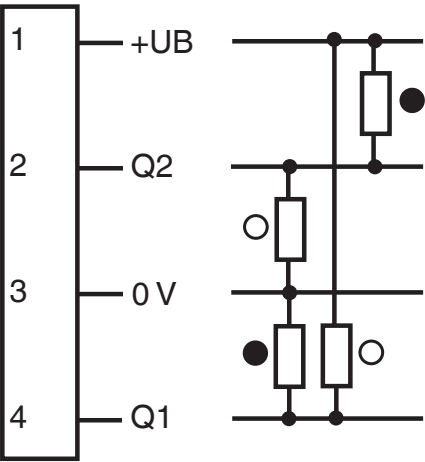
Release date: 2025-02-28 Date of issue: 2025-02-28 Filename: 70145989_eng.pdf

Technical Data

Material		
Housing		plastic
Optical face		PMMA
Mass		90 g
Dimensions		
Height		88 mm
Width		25.8 mm
Depth		54.6 mm

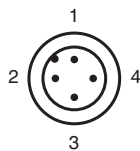
Connection Assignment

Option:



○ = Light on
● = Dark on

Connection Assignment

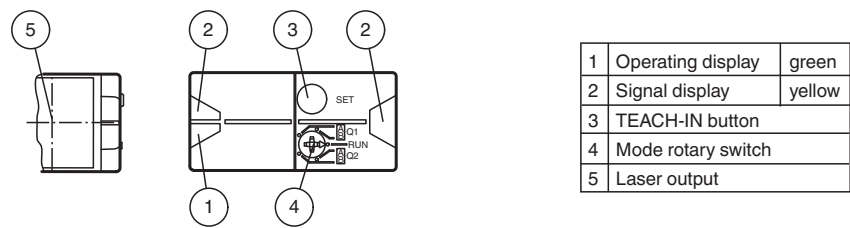


Wire colors in accordance with EN 60947-5-2

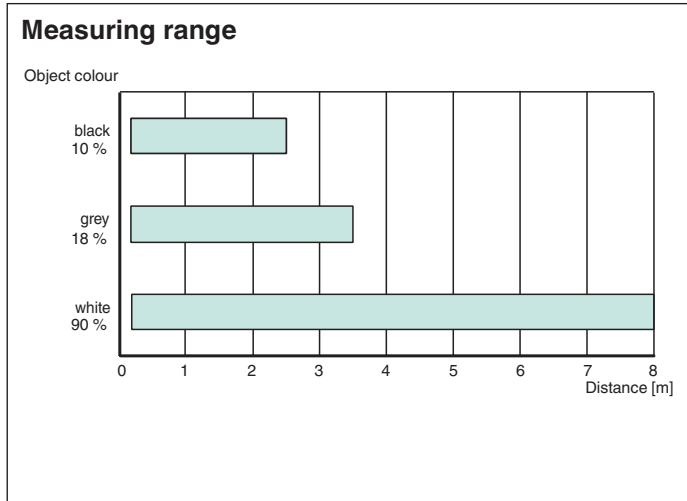
1	BN	(brown)
2	WH	(white)
3	BU	(blue)
4	BK	(black)

Release date: 2025-02-28 Date of issue: 2025-02-28 Filename: 70145989_eng.pdf

Assembly



Characteristic Curve



Application



Release date: 2025-02-28 Date of issue: 2025-02-28 Filename: 70145989_eng.pdf